

# TECHNICAL INFORMATION

# SanitaryCleaner






Highly concentrated, acid cleaner. Dissolves grease, oil, dirt, chalk, rust and urin deposits.

- Dissolves grease, lime, urine scale, rust, oil and dirt of all kinds
- Extremely economical to use
- Removes stubborn dirt

### Range of use:

Suitable for cleaning acid and water-resistant surfaces such as slates, tiles, washroom, WC and urinal porcelain, bathtubs, shower units, fittings and ceramic coatings in swimming pools. Not suitable for enamel and limestone like marble.

## Technical Data

<b>Art.-no.</b> 10080			
	1l	12l	480l
	10l	-	60
<b>pH</b>	1.0		
<b>Contents</b>	< 5% non-ionic surfactants, perfumes, BENZYL SALICYLATE, METHYLCHLOROISOTHIAZOLINONE AND METHYLISOTHIAZOLINONE (3:1)		
<b>Storage and transportation</b>	36 months of storage stability. Store and transport between +5 to +25°C. Protect from frost.		
<b>GISCODE</b>	GS80		

## Application

- Shake the contents well.
- Observe general and, if necessary, product-specific occupational health and safety regulations. Further information can be found in the GISCODE-related operating instructions which are available under [www.wingis-online.de](http://www.wingis-online.de).

### Thinner / Mixing

Water.

### Application tool / application rate

Cloth or sponge / add approx. 50-100 ml to 10l water. If soiling is heavy, use a higher ratio. Sufficient for 100 m<sup>2</sup>.



# TECHNICAL INFORMATION

# SanitaryCleaner



## Application

---

### Application:

Mix the cleaning concentrate with water, using a higher ratio for heavier soiling. Damp-wipe the surface with cleaning solution using a suitable cleaning device.

To protect joints, these must be pre-moistened with water. Rinse with clean water after a short time. Wiping dry is only required for chrome-plated objects.

### Important information

Do not use on lime-containing stone, aluminium or painted surfaces. If in doubt, check the suitability of the product in an inconspicuous area.

## General guidelines

---

**Cleaning of tools:** Clean tools and equipment immediately with water.

The information in this document and all other advice and recommendations that we provide to help and assist the applicator are based on previous experience and relate to Spezial conditions. Because of the wide range of possible uses and conditions of application of our products, we do not relieve users from the need to carry out their own trials or to seek technical advice by speaking to the LOBA application engineering department. Observe the floor covering manufacturer's recommendations and the provisions of the current standards. Our liabilities and responsibilities are exclusively in accordance with our Terms and Conditions and are not extended by this information or by our advice. The publishing of a new technical data sheet automatically invalidates the earlier version.

**Drying time:** The indicated drying times are valid for +20°C and 50% relative humidity, and assume careful, draught-free ventilation of the working area. Lower temperatures, higher relative humidity or poorer ventilation lead to longer drying times. Do not apply any protective coverings, wet clean the surface or lay carpet until the coating has achieved its final hardening. Product-specific data can be found in the relevant technical information.

The words or symbols denoted by ® stand for trademark rights that are at least registered and protected in the territory of Germany.

15/04/2023

