

TECHNICAL INFORMATION

2K Fusion SATIN




Water-based 2-component polyurethane finish for wooden floors. For extremely heavy wear. Elastic, excellent chemical and abrasion resistance.




- Easy and safe application
- Excellent wear resistance
- Good price/performance ratio
- Certified anti-slip properties as per DIN EN 16165:2021-12 for work areas

Range of use:

Suitable for parquet, wood and cork floors. Anti-slip as per DIN EN 16165:2021-12 evaluation group R9.



Technical Data

Art.-no.	  
	5 kg 2 96
Gloss level approx.*	20
Solids	37 ±2%
Viscosity DIN 4	32 ±2s
Storage and transportation	12 months of storage stability. No hazardous material according to ADR. Store and transport between +5 to +25°C. Protect from frost.
GISCODE	W3/DD+
2004/42/CE	EU limit value for this product (cat. A/j): 140 g/l (2010). This product contains max. 68 g/l VOC(mixture with hardener).

* The degree of gloss is measured at 60° on glass. It depends on the layer thickness and ambient conditions (temp., rel. humidity) during the drying process. The values are intended merely as a guide.

Application

17/04/2023



TECHNICAL INFORMATION

2K Fusion SATIN



Application

- Shake product, add hardener to base at a ratio of 10 : 1 and then shake to mix. For mixing smaller quantities, use the LOBA Mixing Container or a scale to weigh out the components. Usable up to 2 hours after mixing.
- The surface must be professionally sanded. The floor must be dry and free of any old coatings, oil, grease, wax, silicone, sanding dust and other impurities.
- The optimal processing conditions are room temperature +15°C to + 25°C, floor temperature +15°C to +22°C, rel. humidity 40% - 75%, material temperature +18°C - + 25°C, max. wood moisture 12%, sufficiently ventilate working rooms.
- In order to prevent parquet damage, the room temperature should be set to the annual average expected for the use of the product.
- To reduce the risk of excessive swelling, we recommend applying a maximum of 2 roll applications per day.
- Transfer material to a LOBA varnish bucket before applying.
- Shake the contents well.
- This product is part of the LOBA and Wakol "Connected Systems". The approved combinations with Wakol parquet adhesives may be found in the "Connected Systems" Matrix: www.loba.de/connected-systems
- Observe general and, if necessary, product-specific occupational health and safety regulations. Further information can be found in the GISCODE-related operating instructions which are available under www.wingis-online.de.

Thinner / Mixing

The product is ready for use and must not be reduced!

Application tool / application rate

LOBA roller Deluxe 120 and LOBA roller Microfaser 100-120 / 100-120 ml(g)/m² = 8-10m²/l(kg)

Intermediate sanding

Able to recoat without intermediate sanding within the first 24 hours. After this time, an intermediate sanding is necessary. An intermediate sanding before the last application will improve the optical appearance of the surface. Use LOBASAND perforated pad P120 or finer, alternatively Sanding Net P120 or finer. Carefully remove dust before overcoating.

Drying time

- Can be carefully walked on, intermediate sanding can be performed and can be varnished over after no less than 4 hours.
- Light use after 24 hours.
- Full use and covering possible after 5 days.
- The floor can be covered earlier by using LOBA Cover 400, for details see the TI for the product.
- Drying times are valid for +20°C and 50% relative humidity.

We recommend using a primer:

to minimise side bonding and to seal off wood constituents, e.g. in exotic timber.

- EasyPrime.
- 2K Intensive.
- VivaPrime.
- PrimaSeal Plus (contains solvent).



TECHNICAL INFORMATION

2K Fusion SATIN



Application

Use on parquet and hardwood floors:

- Prepare and prime the substrate properly.
- Allow the primer to dry as specified.
- Apply by roller.
- Dry.
- Intermediate sanding.
- Apply second coating layer by roller.

Use on cork:

Seal only after the adhesive has set adequately.

Untreated natural cork:

- Apply three layers of coating by roller.
- Allow the first layer to dry overnight (reduces the risk of granule swelling).
- Intermediate sanding before the final application.

Prefinished cork

Observe the cork supplier's instructions. If suitable for recoating, apply one or two layers of coating after an intermediate sanding

Renovation / recoating of old coatings

Basic cleaning with CareRemover. Use a rotary disk buffing machine and a LOBASAND SpecialPad green. Care product residues must be completely removed. Even small amounts of residue can adversely effect the bond of the coating. Clean with clear water (neutralise). After drying, carry out a thorough intermediate sanding. Apply coating in one or two layers by roller

Coloring tip

To achieve a brightening/whitening effect on light-coloured substrates, we recommend adding LOBA Whitener according to the technical information of the product. In order to minimize color reactions with tannins, the first layer of the paint must be applied to untreated cork in the delivery form without color additive. Subsequent drying overnight is necessary.

To achieve a color intensification on natural cork and brownish and reddish colored cork floors, we recommend adding LOBA Amberizer according to the technical information of the product.

General guidelines



TECHNICAL INFORMATION

2K Fusion SATIN



General guidelines

Cleaning of tools: Clean tools and equipment immediately with water.

Drying time: The indicated drying times are valid for +20°C and 50% relative humidity, and assume careful, draught-free ventilation of the working area. Lower temperatures, higher relative humidity or poorer ventilation lead to longer drying times. Do not apply any protective coverings, wet clean the surface or lay carpet until the coating has achieved its final hardening. Product-specific data can be found in the relevant technical information.

Intermediate sanding: Where several layers of coatings are applied, if any layer is not overcoated within 24 hours, then the only way to ensure adequate bond between the layers is by intermediate sanding. An intermediate sanding before the final application will achieve an even surface. Carefully clean off the dust after intermediate sanding.

Use with or without a primer: Generally all finishes can be used without a primer. The use of a primer increases application reliability and ensures a finish free of lap marks and stripes, almost irrespective of the wood type. Further details can be found in the LOBA wood type list in the current product catalogue.

Edge bonding: Water-based coating systems usually show a tendency for edge bonding. Several measures can be taken to minimise the formation of irregular joints and the associated locking effect. The use of shear-resistant or firm elastic adhesive to glue the parquet, careful filling of the joints with wood putty, use of suitable primers, such as LOBA EasyPrime, pretreatment of the groove sides on solid wood boards with wax compatible with the coating before laying. Taking steps to ensure that the room climate, in particular the relative humidity, remains constant. (Careful advising of the customer is recommended). Old floors with damaged, weak adhesives, and flexibly glued or nailed parquet, plank flooring, wood block flooring, industrial parquet, as well as parallel parquet, parquet on underfloor heating, and woods which change their moisture content quickly, such as beech and maple.

Interactions: Materials such as carpet underlays, furniture legs, castors, flexible adhesives used for parquet or for fixing can lead to softening and discoloration. Material building up in the joints can adversely affect touch and appearance. Exposure to hair dyes or rubber tyres on cars, motorcycles and cycles can lead to permanent, irreversible discoloration of the surface.

The information in this document and all other advice and recommendations that we provide to help and assist the applicator are based on previous experience and relate to Spezial conditions. Because of the wide range of possible uses and conditions of application of our products, we do not relieve users from the need to carry out their own trials or to seek technical advice by speaking to the LOBA application engineering department. Observe the floor covering manufacturer's recommendations and the provisions of the current standards. Our liabilities and responsibilities are exclusively in accordance with our Terms and Conditions and are not extended by this information or by our advice. The publishing of a new technical data sheet automatically invalidates the earlier version.

Connected Systems: Connected Systems approved products are optimized in such way that no dark discoloration, caused by chemical interaction between surfacetreatment and adhesive occurs, when applied in accordance with the technical datasheets.

The words or symbols denoted by ® stand for trademark rights that are at least registered and protected in the territory of Germany.

17/04/2023

